



DOUGLASVILLE-DOUGLAS COUNTY WATER AND SEWER AUTHORITY ANNUAL REPORT ON DRINKING WATER

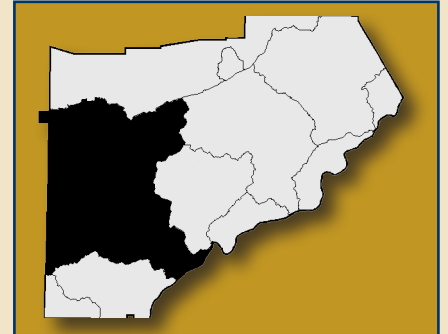
2011 Consumer Confidence Report

Este informe contiene información muy importante. Tradúscalo o hable con un amigo quien lo entienda bien.

The Douglasville-Douglas County Water and Sewer Authority (WSA) is pleased to report, once again, that your community's drinking water has met or exceeded all safety and quality standards set by the State of Georgia and USEPA during this past year.

WSA has been supplying Douglas County with the highest quality drinking water possible since 1986 and has never had a water quality violation in its history. Douglas County's drinking water supply is surface water drawn from the Dog River Reservoir located in western Douglas County and then treated at the Bear Creek Water Treatment Plant.

This annual report, sometimes called a Consumer Confidence Report (CCR) or a Water Quality Report, gives us the opportunity to provide you with a detailed accounting of all the monitoring data gathered from water quality testing during 2010 which went into producing your award-winning drinking water.



The Expansion of the Water Treatment Plant is Nearing Completion

The expansion of the Bear Creek Water Treatment Plant is expected to be completed in August. This \$40 million project will provide drinking water at the rate of 23 million gallons per day, up from the current 16 million gallons per day. The project will include two emergency generators at the Reservoir which, in conjunction with the generators at the Plant, will allow continued production and distribution of potable water during prolonged power outages.

Riverkeeper Award

On March 8, 2011, WSA received a "Best in Class" award from the Upper Chattahoochee Riverkeeper organization, an environmental advocacy organization established in 1994 to protect and restore the Chattahoochee River, its lakes, and tributaries. The award was presented at a press conference announcing the Riverkeeper's release of a report, "Filling the Water Gap: Conservation Successes and Missed Opportunities in Metro Atlanta". The award was presented for WSA's efforts to protect the Dog River Basin watershed where the county's drinking water supply is located. As a result of those protection efforts, the state has been able to remove six county stream segments from the state's listing of impaired waters. In 2006, WSA's Executive Director won the Riverkeeper's River Steward Award for his dedication and determination in protecting the environment. The award previously had only been presented to an entity rather than to an individual.

THE BEST WAY
TO ENSURE
SAFE WATER AT THE
TAP IS TO
KEEP OUR SOURCE
WATER CLEAN.

Public Involvement Opportunities

For those interested in seeing firsthand how drinking water and wastewater are processed, free plant tours tailored to fit your schedule are offered. See our website at www.ddcwsa.com for details.

If a clean environment and watershed is a concern of yours, every October WSA partners with a local Boy Scout Troop to

clean up trash along several miles of Dog River as a part of the Rivers Alive Cleanup program, and public participation is encouraged.

WSA also hosts seminars on such topics as rain barrel construction, composting, planting with conservation in mind, and septic tank maintenance.

If you would like more information about this report, the quality of your drinking water, or any aspect of WSA's operations, please contact Water Plant Superintendent, Steve Green, at (770) 949-7617 or sgreen@ddcwsa.com with specific questions. Please also visit our website at www.ddcwsa.com.


The public is invited to attend the WSA Board Meetings held at 5:30 p.m. on the 2nd and 4th Tuesdays of each month and the work sessions held at 5:30 p.m. on the last Monday of each month.

WSA is a 4-time winner of the Award for Best Tasting Water in the Metro Atlanta Area and a host of additional awards. For a complete list of awards, please visit our website at www.ddcwsa.com.

Este informe contiene información muy importante. Tradúscalo o hable con un amigo quien lo entienda bien.

Testing the Quality of Drinking Water

To ensure that tap water is safe to drink, the U.S. Environmental Protection Agency prescribes regulations that limit the amount of certain contaminants in water provided by public utility systems. Food and Drug Administration (FDA) regulations estab-



lish limits for contaminants in bottled water that must provide the same protection for public health. WSA tests your drinking water continuously 24 hours a day, 7 days a week. Tests are conducted for chemicals and disease-causing microorganisms (bacteria and protozoa) in compliance with requirements set by the EPA and the EPD and under the supervision of State-certified operators or laboratory analysts. The parasites, *cryptosporidium* and *giardia*, are source water contaminants that

are common in surface water and very difficult to kill. Neither *cryptosporidium* nor *giardia* were detected in the raw water supplies nor in the treated drinking water. For more information on *giardia* and *cryptosporidium*, and the diseases associated with these microorganisms, visit these websites:

www.cdc.gov/ncidod/diseases/crypto/cryptos.htm and www.cdc.gov/ncidod/dpd/parasites/giardiasis/factsht_giardia.htm

Pharmaceuticals in the Water Sources

Technology has advanced to the extent that it is now possible to detect levels of 1 part per billion or trillion of pharmaceuticals. Test results taken from water samples from the Dog River Reservoir in February, 2008, identified three of the suspect pharmaceuticals at very minute levels. One was trans-Testosterone, a steroid hormone of the androgen group, at a level of one ten millionth of a milligram per liter of water. To put this into perspective,

the normal dose of aspirin is 500 milligrams. To consume just one milligram of this steroid, a person would have to drink a half gallon of the raw water per day for 13,477 years. The other two contaminants found in levels large enough to register on the test were Continine, a metabolic product of nicotine, and Fluoxetine (Prozac). Treated water (drinking water) was tested in March, 2008, and showed no detectable pharmaceuticals.

WSA PERFORMS MORE THAN 200 WATER QUALITY TESTS PER DAY!

Proper Medication Disposal

Although flushing unused, unneeded, or expired prescription drugs was once thought to be the proper method of disposal, it is not. The FDA (Federal Drug Administration) guidelines for the proper disposal are as follows:

"Take unused, unneeded, or expired prescription drugs out of their original containers and throw them in the trash. Mixing prescription drugs with an undesirable substance, such as used coffee grounds or kitty litter, and putting them in impermeable, nondescript containers, such as empty cans or sealable bags, will further ensure the drugs are not diverted. Flush prescription drugs down the toilet ONLY if the label or accompanying patient information specifically instructs doing so."



Why are there contaminants in drinking water?

As water travels over the surface of the land or through the ground, it dissolves naturally-occurring minerals and, in some cases radioactive material, and can pick up substances resulting from the presence of animal or human activity. This polluted water continues to travel into rivers, lakes, streams, ponds, reservoirs, springs, and wells, all of which are

the sources of drinking water whether its from the tap, wells, or out of a bottle. Drinking water, including bottled water, may reasonably be expected to contain at least small amounts of some contaminants. The presence of contaminants does not necessarily indicate that water poses a health risk. More information can be obtained by calling the Environmental Protection Agency's Safe Drinking Water Hotline (800-426-4791).

Ever wish your tap water came with a content label?

Reading the label on products in the grocery store has become common practice for most of us. This is true of the medicine we take and the food we pur-

chase. WSA believes you should be able to check the content of your tap water as well.

The back page of this report contains a table of components which are found in your tap water and are regulated by State and Federal guidelines. In addition, to ensure you have the safest water possible, WSA performs more than 200 water qual-

ity tests per day which are not required by regulations. We have placed on our website, www.ddcwsa.com, a list of all tests performed, both required and not required. To review the list, please click on "About Us/Water Quality". If you have questions about the information, please call WSA's Water Plant Superintendent, Steve Green, at (770) 949-7617.

What May be Present in Source Water Before it is Treated ...

MICROBIAL CONTAMINANTS: include viruses and bacteria which may come from agricultural livestock operations, septic systems, wastewater treatment plants, and wildlife.

INORGANIC CONTAMINANTS: include salts and metals which can be naturally occurring or result from urban stormwater runoff, industrial or domes-

tic wastewater discharges, oil and gas production, mining, or farming.

PESTICIDES AND HERBICIDES: may come from a variety of sources such as agriculture, urban stormwater runoff, and residential uses.

ORGANIC CHEMICAL CONTAMINANTS: include synthetic and volatile organic chemicals, which are by-prod-

ucts of industrial processes and petroleum production, and also can come from gas stations, urban stormwater runoff, and septic systems.

RADIOACTIVE CONTAMINANTS: can be naturally occurring or be the result of oil and gas production and mining activities.

NOTICE: Although WSA's water meets all guidelines for quality, some people may be more vulnerable to contaminants in drinking water than the general population. Immuno-compromised persons such as persons with cancer undergoing chemotherapy, persons who have undergone organ transplants, people with HIV/AIDS or other immune system disorders, some elderly, and infants can be particularly at risk from infections. These people should seek advice from their health care providers about drinking water. EPA/CDC guidelines on appropriate means to lessen the risk of infection by Cryptosporidium and other microbial contaminants are available from the Safe Drinking Water Hotline (800-426-4791).

Source Water Assessments

WSA and the Atlanta Regional Commission (ARC) completed a source water assessment to identify potential sources of surface water pollution to the Dog River Reservoir and to the Bear Creek Reservoir, a supplemental water supply source. Land use in these watersheds is primarily open/forest or agricultural crop land. In the Dog River watershed, which is 5.6% impervious surface, 57 potential individual sources of pollution were identified, while in

the Bear Creek watershed, which has 9.7% impervious surface, 8 were identified. Most information about the overall results and MEDIUM ranking of this assessment can be found on ARC's website at <http://www.atlantaregional.com/swap/> or you can request information by mail from: the Atlanta Regional Commission, Environmental Planning Division, 40 Courtland Street, NE., Atlanta, Georgia, 30303.

“What do I have to do with polluting the water?”

Even if you live miles away from a river or stream, you may be polluting the water without even knowing it. Pollutants coming from our homes and many other sources contribute to urban nonpoint source pollution, a growing problem not only in Douglas County but also throughout the state. Examples of nonpoint pollution sources are pet wastes, sediment, used motor oil, garden chemicals, paint products, and chemicals used in our homes. These substances flow through the storm drain system into local streams and empty directly into the river, where they harm wildlife and aquatic life, ruin recreational areas, and threaten the quality of our water sources.


Lead and Your Water

If present, elevated levels of lead can cause serious health problems, especially for pregnant women and young children. Lead in drinking water is primarily from materials and components associated with service lines and home plumbing. WSA is responsible for providing high quality drinking water, but cannot control the variety of materials used in private-plumbing components. When your water has been sitting for several

hours, you can minimize the potential for lead exposure by flushing your tap for 30 seconds to 2 minutes before using water for drinking or cooking. If you are concerned about lead in your water, you may wish to have your water tested. Information on lead in drinking water, testing methods, and steps you can take to minimize exposure is available from the Safe Drinking Water Hotline or at <http://www.epa.gov/safewater/lead>.

Is the water from a garden hose safe to drink?

The water that goes into your hose is safe; however, the substances used in some garden hoses to keep them flexible can leach into the water as it passes through the hose and may not be good for you or for your pets. Some garden hoses come with a printed warning that it's not safe to drink from them. Some are labeled “drink-safe” or “safe for potable water”. Any garden hose, though, has the potential to grow bacteria whether or not the water is drained after each use.



Also, if the hose was used to mix and spray chemicals or placed down in a bucket of soapy water or other chemicals, drinking from the hose could be harmful.

HOW TO CONTACT US

Main Office: (770) 949-7617
After hours emergency: (770) 942-6633
Customer Service Dept. (770) 920-3823
Web site: www.ddcwsa.com

WELL
INFORMED
CUSTOMERS
ARE OUR BEST
ALLIES.

While WSA tests for hundreds of contaminants in your water, only a few were detected in 2010 & none pose a significant health risk. WSA also monitors for unregulated parameters to assist EPA in determining where certain contaminants occur & whether additional regulations may be necessary. All laboratory testing results are available for public inspection. For more information call 770- 949-7617. The results in these tables are from tests performed in the WSA & Georgia Environmental Protection Division's laboratories.

HELPFUL HINTS

Milligrams per Liter (mg/L): one milligram per liter is equivalent to one minute in 2 years or one penny in 10 thousand dollars.

Maximum Contaminant Level (MCL): the highest level of a contaminant that is allowed in drinking water. MCLs are set as close to the MCLGs as feasible using the best available treatment technology.

Maximum Contaminant Level Goal (MCLG): the level of a contaminant in drinking water below which there is no known or expected risk to health. MCLGs allow for a margin of safety.

Treatment Technique (TT): a required process intended to reduce the level of contaminants in drinking water.

Micrograms per Liter (ug/L): one microgram per liter is equivalent to one minute in 2,000 years or one penny in 10 million dollars.

ND: none detected

NA: not applicable

NTU: Nephelometric turbidity unit

*MCL based on rolling 4QRT average for all sample points.

**Samples Collected June 1 - September 30, 2010.

***Action Level (AL): the concentration of a contaminant which, if exceeded, triggers treatment or other requirements which a water system must follow.

TABLE OF CONTAMINANTS

INORGANIC CONTAMINANTS

CONTAMINANT (units)	MCL	MCLG	Average Level Detected/Range Detected	Pass?	Major Sources
Fluoride (mg/L) Nitrate	4	4	0.77 (0.25 - 0.91) mg/L	Y	Erosion of natural deposits; water additive which promotes strong teeth; discharge from fertilizer and aluminum factories

CONTAMINANT (units)	MCL	MCLG	Highest Level Detected/Range Detected	Pass?	Major Sources
Nitrate (mg/L)	10	0	0.20 mg/L (0.20 mg/L)	Y	Runoff from fertilizer use; leaching from septic tanks; sewage; erosion of natural deposits

LEAD AND COPPER MONITORING

CONTAMINANT (units)	AL***	MCLG	90th Percentile Value/Number of samples exceeding AL	Pass?	Major Sources
Lead (ug/L)	15***	0	2.5 ug/L (0 samples exceeded the AL)**	Y	Corrosion of household plumbing systems; erosion of natural deposits
Copper (ug/L)	1,300***	1,300	160 ug/L (0 samples exceeded the AL)**	Y	

VOLATILE ORGANIC CONTAMINANTS (UNREGULATED)

CONTAMINANT (units)	MCL	MCLG	Average and Level Detected	Pass?	Major Sources
Bromodichloromethane(ug/L)	NA	NA	3.5 ug/L	Y	By-product of drinking water disinfection
Chlorodibromomethane(ug/L)	NA	NA	0.61 ug/L	Y	By-product of drinking water disinfection
Chloroform (ug/L)	NA	NA	12.0 ug/L	Y	By-product of drinking water disinfection

VOLATILE ORGANIC CONTAMINANTS (REGULATED)

CONTAMINANT (units)	MCL	MCLG	Highest Rolling Average/Range Detected	Pass?	Major Sources
Total Trihalomethanes (ug/L)	80*	0	74.9 ug/L (14.9 -91.9 ug/L)	Y	By-product of drinking water disinfection
Total Haloacetic Acids (ug/L)	60*	NA	33.0 ug/L (15.5-40.0 ug/L)	Y	By-product of drinking water disinfection

CONTAMINANT (units)	MCL	MCLG	Average Removal Level/Range Detected	Pass?	Major Sources
Total Organic Carbon	TT≥35%	NA	43% (24%-65%)	Y	Naturally present in environment, soil runoff

Percentage of total organic carbon removed.

TURBIDITY

PARAMETER	MCL	MCLG	Highest Level Detected/Lowest % of Samples < 0.30 NTU	Pass?	Major Sources
Turbidity (NTU)	TT	NA	0.18 100%	Y	Soil Runoff

Turbidity is the measure of the cloudiness of water and an indicator of water quality. High turbidity can hinder the effectiveness of disinfectants. Each month, 95 percent of turbidity samples must be less than or equal to 0.30 NTU. None may exceed 1 NTU.

MICROBIOLOGICAL CONTAMINANTS

CONTAMINANT	MCL	MCLG	Highest Monthly % of Positive samples	Pass?	Major Sources
Total Coliform Bacteria	<5%+ positive samples during a monthly testing period	0 positive samples during a monthly testing period	1.0%	Y	Coliform bacteria are naturally present in the environment

FREE CHLORINE RESIDUAL

CONTAMINANT (units)	MCL	MCLG	Average Value	Pass?	Major Sources
Free Chlorine (mg/L)	4	NA	1.08 mg/L	Y	Chemical added for disinfection